



Pharmaceutical clean room terminal filter units

Clean room terminal filter Types F620, F622, F624

- » For ceiling installation as final filter and for air distribution in sensitive areas in the pharmaceutical industry
- » Welded filter casing with seal on the downstream side for fixing of the minipleat filter panel
- » Diffuser face plate can be hinged down



Content overview

General information	2	Pharmaceutical clean room	
Order code	2	terminal filter F622	5
Special information	3	Pharmaceutical clean room	
Pharmaceutical clean room		terminal filter F624	6
terminal filter F620	4	Specification text	7

Detail



Pharmaceutical clean room terminal filter unit

» Application

HEPA terminal filter units for ceiling installation as final filters (last filter stage) and for air distribution in sensitive areas in clean room technology.

Fitting of filter elements for the separation of suspended particles such as aerosols, toxic dusts, viruses, and bacteria from the supply and extract air.

» Material

Casing made of sheet steel with powder coating (RAL 9010).

» Construction

- Type F620: With top entry circular spigot
- Type F622: With side entry circular spigot
- Type F624: With removable side entry circular spigot

» Equipment

- Welded filter casing with sealing frame for fixing of the miniplate filter panel with seal on the downstream side.
- Installed pressure measuring points for the monitoring of the differential operating pressure.
- Diffuser face plate configured as swirl diffuser with fixed air control blades.

» Associated TROX filter elements

Associated filters to be ordered separately.

» Installation and maintenance

The diffuser face plate can be hinged down for easy access and cleaning. Cleaning with HEPA filter element installed is possible (seal on downstream side). No additional fluid seal frame is necessary, and thus it is simple to change the miniplate filter panel.

Suitable filter elements

» Miniplate filter panels used as HEPA filters (F7/9/././.)

- High-performance filters for the most critical requirements of air purity and sterility.

- Type F780 (E11), Type F781 (H13), Type F782 (H14).

- Construction: Frame made of extruded aluminium profile with fluid seal.

Order code

<table style="margin: auto; border-collapse: collapse;"> <tr> <td style="border: 1px solid black; padding: 2px;">F</td> <td style="border: 1px solid black; padding: 2px;">6</td> <td style="border: 1px solid black; padding: 2px;">2</td> <td style="border: 1px solid black; padding: 2px;">2</td> <td style="border: 1px solid black; padding: 2px;">D</td> <td style="border: 1px solid black; padding: 2px;">1</td> <td style="border: 1px solid black; padding: 2px;">C</td> <td style="border: 1px solid black; padding: 2px;">0</td> <td style="border: 1px solid black; padding: 2px;">0</td> <td style="border: 1px solid black; padding: 2px;">1</td> <td style="border: 1px solid black; padding: 2px;">9</td> <td style="border: 1px solid black; padding: 2px;">8</td> <td style="border: 1px solid black; padding: 2px;">0</td> <td style="border: 1px solid black; padding: 2px;">0</td> </tr> <tr> <td colspan="3" style="text-align: center;">└───┬───┘</td> <td colspan="2" style="text-align: center;">└──┬──┘</td> <td colspan="2" style="text-align: center;">└──┬──┘</td> <td colspan="2" style="text-align: center;">└──┬──┘</td> <td colspan="3" style="text-align: center;">└──┬──┘</td> <td colspan="2" style="text-align: center;">└──┬──┘</td> </tr> <tr> <td colspan="3" style="text-align: center;">1</td> <td colspan="2" style="text-align: center;">2</td> <td colspan="2" style="text-align: center;">3</td> <td colspan="2" style="text-align: center;">4</td> <td colspan="2" style="text-align: center;">5</td> <td colspan="3" style="text-align: center;">6</td> <td colspan="2" style="text-align: center;">7</td> <td colspan="2" style="text-align: center;">8</td> </tr> </table>		F	6	2	2	D	1	C	0	0	1	9	8	0	0	└───┬───┘			└──┬──┘		└──┬──┘		└──┬──┘		└──┬──┘			└──┬──┘		1			2		3		4		5		6			7		8	
F	6	2	2	D	1	C	0	0	1	9	8	0	0																																		
└───┬───┘			└──┬──┘		└──┬──┘		└──┬──┘		└──┬──┘			└──┬──┘																																			
1			2		3		4		5		6			7		8																															
1 Unit type: Type F620, Type F622, Type F624	5 Zeros																																														
2 Diffuser face plate: D = FD	6 Material of casing: 0 = sheet steel, powder-coated in RAL 9010																																														
3 Measuring point: 1 = Top 2 = Bottom	7 Spigot size: 158 = Unit size A 198 = Unit sizes B, C, and D																																														
4 Code letter for unit size: See Tables 1 & 3 with technical data	8 Zeros																																														

Example of pharmaceutical clean room terminal filter unit

- » Unit type: **F622**
- » Diffuser face plate FD: **D**
- » With top measuring points: **1**
- » Unit size 571 x 571 mm: **C**

- » Casing made of sheet steel, powder-coated in RAL 9010: **0**
- » Spigot size for unit type C: **198**

F	6	2	2	D	1	C	0	0	1	9	8	0	0
---	---	---	---	---	---	---	---	---	---	---	---	---	---

Hinged diffuser face plate

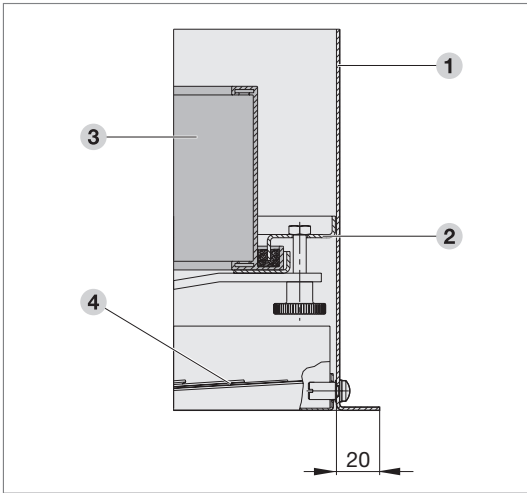


Photo 1: Pharmaceutical clean room terminal filter with diffuser face plate in operating position



Photo 2: Pharmaceutical clean room terminal filter with hinged down diffuser face plate

Sealing frame

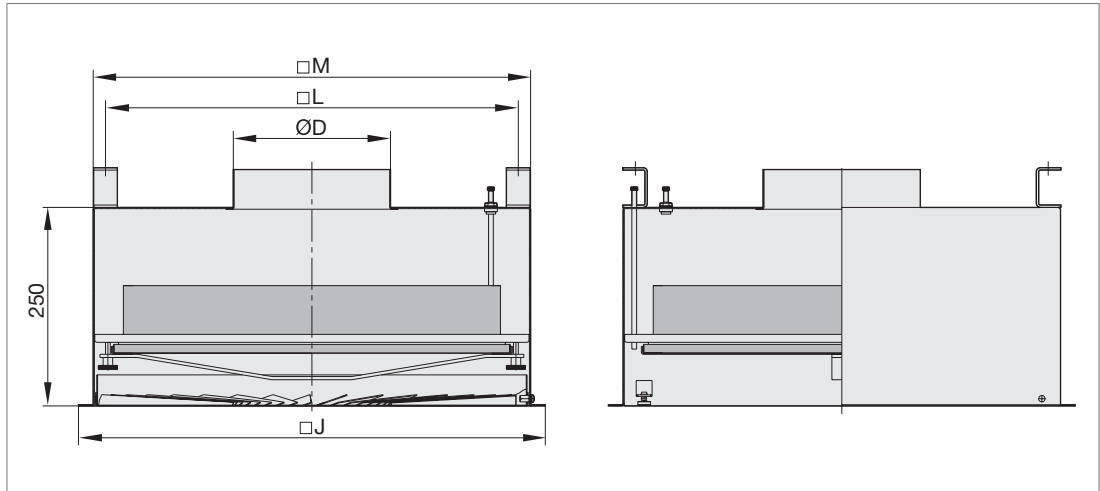


Detail drawing 1: Sealing frame

1	Casing
2	Sealing frame
3	Minipleat filter panel
4	Diffuser face plate

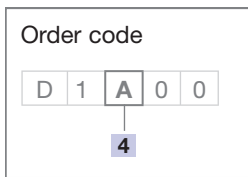
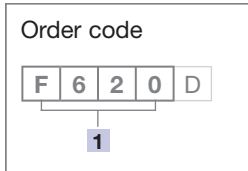
Pharmaceutical clean room terminal filter F620

Technical data



Detail drawing 2: F620 with top entry circular spigot

Dimensions of F620 and filter element size



Unit size 4	Filter element size mm			Nominal volume flow rate ¹⁾		Dimensions in mm				Weight
	B	H	T	l/s	m ³ /h	M	J	L	Ø D	Approx. kg
A	295	295	85	55	200	371	398	340	158	10
B	395	395	85	110	400	471	498	440	198	15
C	495	495	85	165	600	571	598	540	198	21
D	520	520	85	165	600	596	623	565	198	23

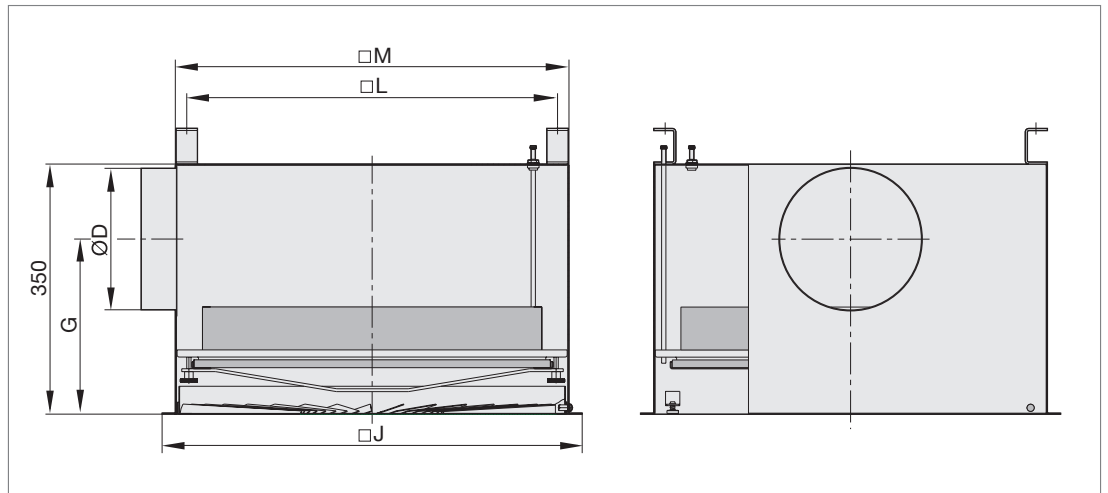
Table 1: Technical data for F620

1) Related to the diffuser face plate size

All weights are net,
without packaging.

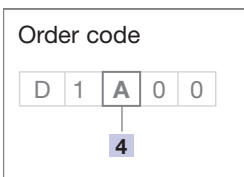
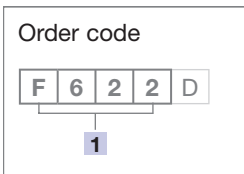
Pharmaceutical clean room terminal filter F622

Technical data



Detail drawing 3: F622 with side entry circular spigot

Dimensions of F622 and filter element size



Unit size 4	Filter element size mm			Nominal volume flow rate ¹⁾		Dimensions in mm					Weight
	B	H	T	l/s	m ³ /h	M	J	L	Ø D	G	Approx. kg
A	295	295	85	55	200	371	398	340	158	265	10
B	395	395	85	110	400	471	498	440	198	245	15
C	495	495	85	165	600	571	598	540	198	245	21
D	520	520	85	165	600	596	623	565	198	245	23

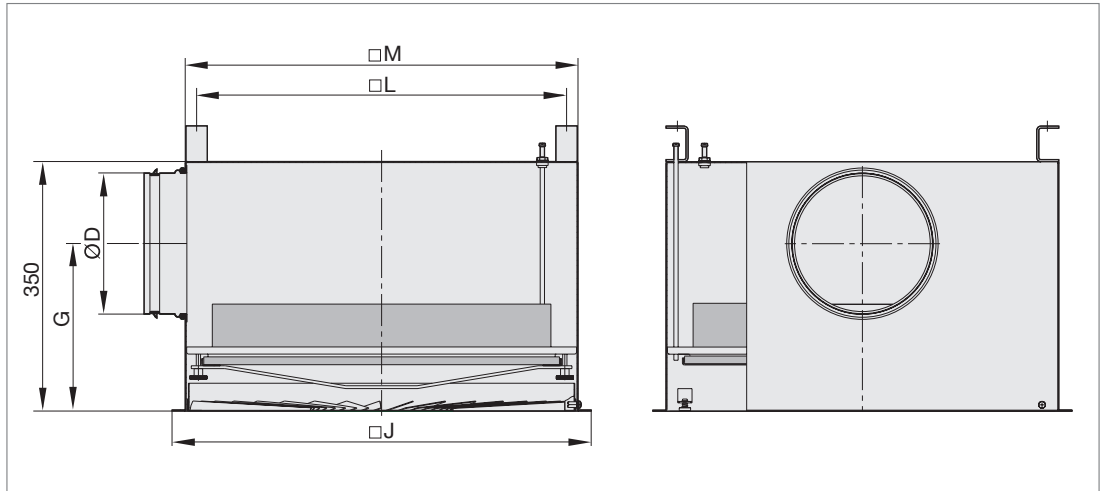
Table 2: Technical data for F622

1) Related to the diffuser face plate size

All weights are net,
without packaging.

Pharmaceutical clean room terminal filter F624

Technical data



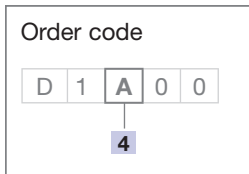
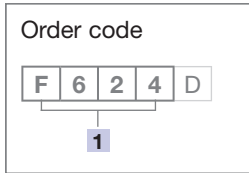
Detail drawing 4: F624 with removable side entry circular spigot

Dimensions of F624 and filter element size

Unit size 4	Filter element size mm			Nominal volume flow rate ¹⁾		Dimensions in mm					Weight Approx. kg
	B	H	T	l/s	m ³ /h	M	J	L	Ø D	G	
A	295	295	85	55	200	371	398	340	158	255	10
B	395	395	85	110	400	471	498	440	198	235	15
C	495	495	85	165	600	571	598	540	198	235	21
D	520	520	85	165	600	596	623	565	198	235	23

Table 3: Technical data for F624

1) Related to the diffuser face plate size



All weights are net,
without packaging.

Specification text

Pharmaceutical clean room terminal filter units:

- » HEPA terminal filter units for ceiling installation as final filters (last filter stage) and for air distribution in sensitive areas in clean room technology.
- » Fitting of filter elements for separation of suspended particles.
- » Casing made of sheet steel with powder coating (RAL 9010).
- » Welded filter casing with sealing frame for fixing of the mini-pleat filter panel with seal on the downstream side.
- » Pressure measuring points for the monitoring of the differential operating pressure.
- » Diffuser face plate as swirl diffuser with fixed air control blades, can be hinged down.

Ceiling diffuser Type F620:

- » With top entry circular spigot

Ceiling diffuser Type F622:

- » With side entry circular spigot

Ceiling diffuser Type F624:

- » With removable side entry circular spigot

Technical data:

Nominal volume flow rate _____ l/s (m³/h)

Dimensions of air diffuser _____ mm

Net weight _____ kg

Order number _____

Make: TROX

TROX[®] TECHNIK TROX GmbH
The art of handling air

Siemensstraße 24
47574 Goch, Germany
Phone +49 (0) 28 23/10 09-0
Fax +49 (0) 28 23/10 09-14
E-mail troxfilter@trox.de
www.troxtechnik.com

Filters

Subject to change / All rights reserved / © TROX GmbH (1/2010)